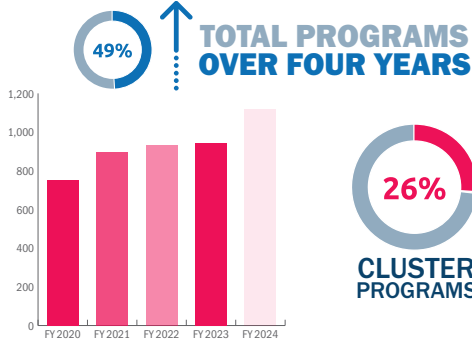


2023 | 2024 Year in Review

secondary



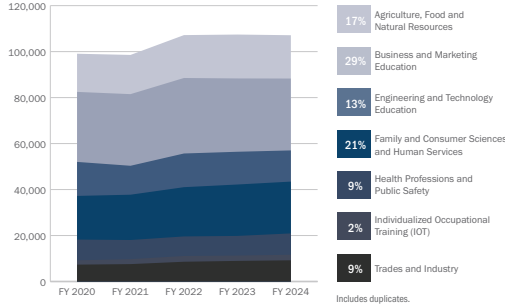
NEARLY 72K
STUDENTS ENROLLED IN CTE PROGRAMS

65% RURAL

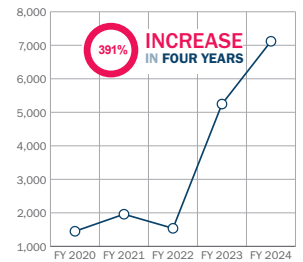
147
LOCAL EDUCATION AGENCIES

71% OF ALL HIGH SCHOOL STUDENTS TAKE CTE COURSES

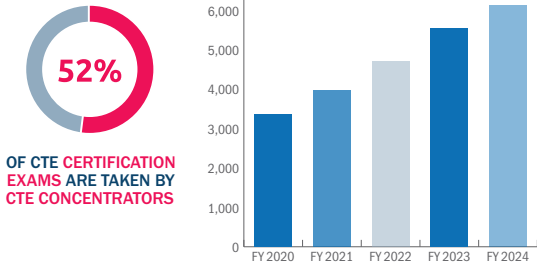
13%
GROWTH IN SECONDARY CTE STUDENTS OVER 5 YEARS COMPARED TO 10% GROWTH STATEWIDE



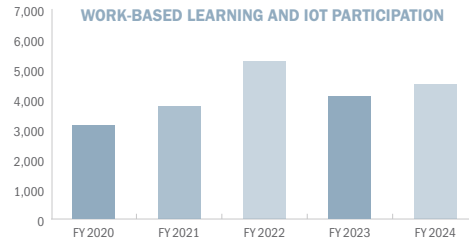
STUDENTS ENROLLED IN DIGITAL CTE COURSES
(Idaho Digital Learning Alliance)



NUMBER OF CTE CERTIFICATION EXAMS TAKEN



WORK-BASED LEARNING AND IOT PARTICIPATION

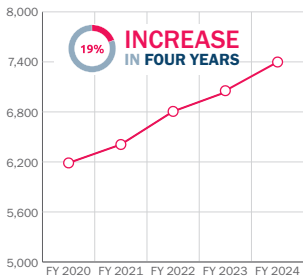


CTE CONCENTRATORS

A **CTE CONCENTRATOR** IS A JUNIOR OR SENIOR IN A CAPSTONE CLASS

3,341 CTE DIPLOMAS AWARDED AS REPORTED BY LEAs

98% INCREASE IN THREE YEARS



ASSESSMENT PASS RATES

51% OF HIGH SCHOOL CTE CONCENTRATORS WENT ON TO COLLEGE

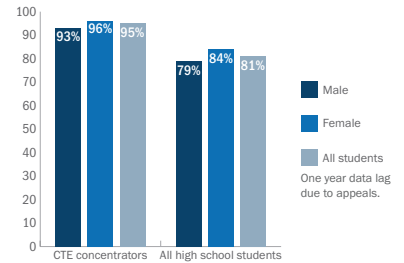
42% OF ALL IDAHO GRADUATES

73% WORKPLACE READINESS ASSESSMENT

71% TECHNICAL SKILLS ASSESSMENT



HIGH SCHOOL GRADUATION RATES

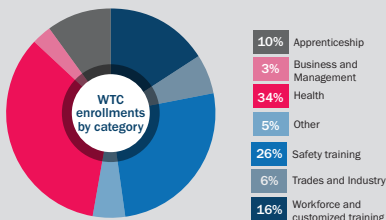
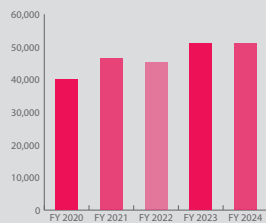


97% OF CTE CONCENTRATORS FOUND A JOB, MOVED INTO POSTSECONDARY EDUCATION, OR WENT INTO THE MILITARY

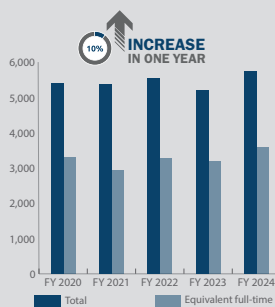
Source: National Clearinghouse and survey data

technical college system

WORKFORCE TRAINING CENTERS (WTCs)



CERTIFICATE/DEGREE PROGRAMS

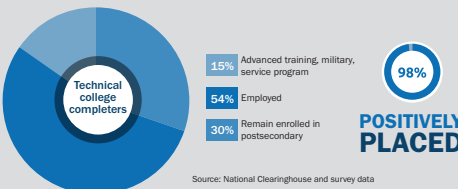


215 ACTIVE PROGRAMS

1,782 STUDENTS AWARDED CERTIFICATES AND DEGREES

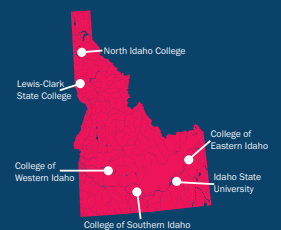
7% INCREASE IN FIVE YEARS

107,831 YEAR-END CREDITS



4 TECHNICAL COLLEGES at COMMUNITY COLLEGES

2 TECHNICAL COLLEGES at FOUR-YEAR COLLEGES



IDAHO
Division of Career Technical Education

650 W. State St., Suite 324
Boise, Idaho 83702
208-429-5500
cte.idaho.gov