

# 2019 IN REVIEW

IDAHO

Career & Technical  
Education



IDAHO CAREER & TECHNICAL EDUCATION

[cte.idaho.gov](http://cte.idaho.gov)

2019

# 2019 in Review

## Secondary Statewide Enrollment

# IDAHO

## Career & Technical Education



**701** Total Programs

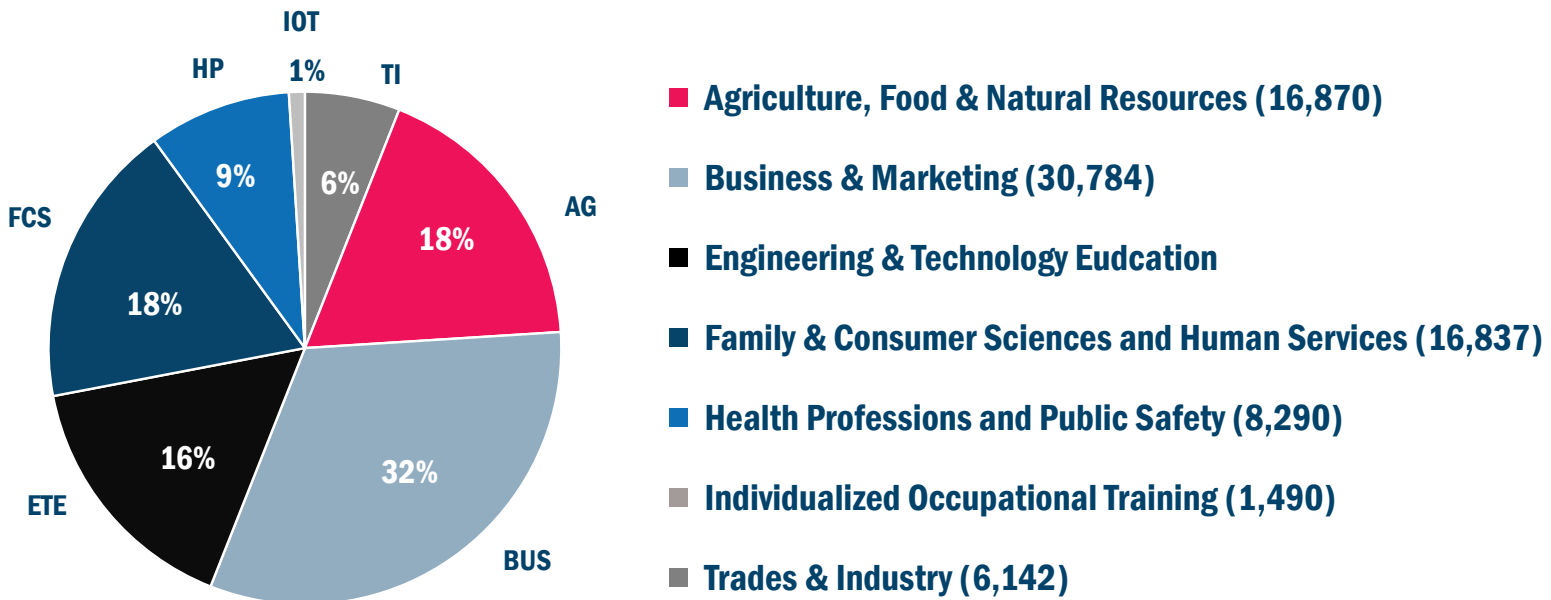


**142** School Districts



**17** Career & Technical Schools

# Total Course Enrollment: 95,767\*



**Positive Placement:** 95% of high school CTE concentrators in Idaho successfully found jobs (26%), continued their education (64%), or joined the military (5%).

**Advanced Opportunities:** 3,736 students were enrolled in CTE courses where students were eligible to earn technical competency credits.

**Career & Technical Student Organizations:** 15,326 secondary students participated in seven student organizations.

**Career & Technical Concentrators:** 5,415 juniors or seniors enrolled in the culminating capstone course of a series of CTE courses.

\***63,207** unique career & technical education students (based on EDUID)

# 2019 in Review

# IDAHO

## Career & Technical Education



## Secondary Enrollment Trends (fiscal year)

Secondary Enrollment

Secondary Statewide Totals	2013	2014	2015	2016	2017	2018	2019
CTE Course Enrollment	74,419	71,741	71,601	71,330	76,605	84,038	84,674
CTS Course Enrollment (intermediate/capstone classes)	10,004	11,285	13,597	11,362	10,132	9,812	11,093
Secondary Total Course Enrollment	84,423	83,026	85,198	82,692	86,737	93,850	95,767
Technical Skill Assessment Pass Rate (goal 67%)	73%	73%	72%	72%	56%*	68%	67%
Workforce Readiness Assessment Pass Rate (goal 75%)	NA	NA	NA	75%	79%	89%	86%
SkillStack® Badges Awarded**	NA	NA	NA	NA	1,674	6,755	6,320
CTE Digital Enrollment	NA	NA	NA	207	871	1,251	1,949



**96% of CTE concentrators graduated from high school.**



**95% of high school CTE concentrators found a job, moved into postsecondary education, or joined the military.**



**64% of high school CTE concentrators went on to college, compared to 48% of all Idaho graduates.**

\*Change in methodology due to program alignment efforts and standardizing assessments.

\*\*Idaho SkillStack® is a digital badging or micro-credentialing platform that allows Idaho's public education institutions to validate the pre-defined skills and competencies individuals demonstrate proficiency in.

# 2019 in Review

## Postsecondary Statewide Enrollment

IDAHO

Career & Technical  
Education



**4** Technical Colleges at Community Colleges  
College of Eastern Idaho, College of Southern Idaho, College of Western Idaho, and North Idaho College



**2** Technical Colleges at Four-Year Colleges  
Idaho State University and Lewis-Clark State College

**AAS/Certificate: 5,234**

**Workforce Training: 53,568**

**Total Enrollment: 58,802**

FY 2019	Total	CEI	CSI	CWI	ISU	LCSC	NIC
<b>AAS/Certificate Enrollment</b>							
Student FTE	<b>3,321</b>	419	672	639	919	267	405
Year End Credits	<b>99,643</b>	12,568	20,157	19,178	27,580	7,999	12,161
Headcount	<b>5,234</b>	690	973	1,100	1,333	344	794
Number of Programs	<b>167</b>	19	40	29	30	23	26
<b>Workforce Training</b>							
Headcount	<b>53,568</b>	16,236	10,553	8,127	7,952	3,699	7,001
<b>AAS/Certificate Enrollment and Workforce Training Totals</b>							
Headcount	<b>58,802</b>	16,926	11,526	9,227	9,285	4,043	7,795

**Positive Placement:** 92% of technical college completers found jobs, continued their education, or joined the military. 62% obtained training-related employment.

**Degrees and Certificates:** 1,670 students graduated from the Idaho technical college system with postsecondary degrees and certificates.

# 2019 in Review

## Postsecondary Enrollment Trends (fiscal year)

# IDAHO

## Career & Technical Education



Postsecondary by Institution		2013	2014	2015	2016	2017	2018	2019
<b>College of Eastern Idaho</b>								
AAS/Certificate	Student FTE	531	514	514	461	467	484	419
	Headcount	1,240	1,198	1,196	1,013	1,008	868	690
Workforce Training	Headcount	11,789	11,446	11,289	11,662	10,549	14,824	16,236
<b>College of Southern Idaho</b>								
AAS/Certificate	Student FTE	961	894	816	768	698	703	672
	Headcount	1,354	1,190	1,097	1,049	1,084	1,000	973
Workforce Training	Headcount	3,398	3,137	4,333	9,768	6,459	8,482	10,553
<b>College of Western Idaho</b>								
AAS/Certificate	Student FTE	780	821	739	685	740	743	639
	Headcount	1,564	1,322	1,499	1,345	978	1,249	1,100
Workforce Training	Headcount	8,163	8,295	8,038	8,104	8,741	9,150	8,127

Postsecondary Enrollment

# 2019 in Review

# IDAHO

## Career & Technical Education



## Postsecondary Enrollment Trends (fiscal year)

Postsecondary by Institution		2013	2014	2015	2016	2017	2018	2019
<b>Idaho State University</b>								
AAS/Certificate	Student FTE	960	870	821	787	755	739	919
	Headcount	1,857	1,664	1,563	1,436	1,340	1,252	1,333
Workforce Training	Headcount	12,334	9,624	6,759	9,575	9,621	8,106	7,952
<b>Lewis-Clark State College</b>								
AAS/Certificate	Student FTE	410	361	317	317	358	315	267
	Headcount	659	576	502	468	436	391	344
Workforce Training	Headcount	3,165	3,500	3,471	2,887	3,345	3,563	3,699
<b>North Idaho College</b>								
AAS/Certificate	Student FTE	707	660	596	494	486	416	405
	Headcount	1,083	1,105	1,036	984	908	837	794
Workforce Training	Headcount	4,638	3,649	4,018	5,916	6,086	6,672	7,001
		2013	2014	2015	2016	2017	2018	2019
<b>Postsecondary Totals</b>								
AAS/Certificate	Student FTE*	4,349	4,120	3,803	3,512	3,505	3,400	3,321
	Headcount	7,757	7,055	6,893	6,295	5,754	5,597	5,234
Workforce Training	Headcount	43,487	39,651	37,908	47,912	44,801	50,797	53,568
Fire Service Technology	Headcount	4,519	3,748	3,454	4,935	4,709	4,726	5,098
SkillStack® Badges**	Awarded	NA	NA	NA	3	624	1,073	727

Postsecondary Enrollment

\* **Statewide totals** may be slightly different than totals reported earlier due to updates provided by institutions. FTE totals may be slightly different from individual totals reported due to rounding. **Enrollments** are unduplicated.

\*\* Idaho SkillStack® is a digital badging or micro-credentialing platform that allows Idaho's public education institutions to validate the predefined skills and competencies individuals demonstrate proficiency in.

# 2019 in Review

## Postsecondary Statewide Enrollment

# IDAHO

## Career & Technical Education



<b>Apprenticeships</b>	<b>Total</b>	<b>CEI</b>	<b>CSI</b>	<b>CWI</b>	<b>ISU</b>	<b>LCSC</b>	<b>NIC</b>	<b>Apprenticeships</b>
Total Completers	2,727	239	286	1,444	130	122	506	
Total Students	3,153	271	314	1,694	167	144	563	
Completion Rate	86%	88%	91%	85%	78%	85%	90%	
<b>Degrees/Certificates*</b>	<b>Total</b>	<b>CEI</b>	<b>CSI</b>	<b>CWI</b>	<b>ISU</b>	<b>LCSC</b>	<b>NIC</b>	<b>Degrees/Certificates</b>
Basic Technical Certificate	281	1	67	179	15	3	16	
Intermediate Technical Certificate	363	84	85	91	31	2	70	
Advanced Technical Certificate	102	19	N/A	10	61	5	7	
Associate of Applied Science	924	132	203	198	225	55	111	
<b>Total</b>	<b>1,670</b>	<b>236</b>	<b>355</b>	<b>478</b>	<b>332</b>	<b>65</b>	<b>204</b>	
<b>Positive Placement</b>	<b>Total</b>	<b>CEI</b>	<b>CSI</b>	<b>CWI</b>	<b>ISU</b>	<b>LCSC</b>	<b>NIC</b>	<b>Positive Placement</b>
Number Responding	1,457	193	414	295	362	56	137	
Military	6	N/A	N/A	5	N/A	N/A	1	
Employed - Related	909	146	171	194	269	30	99	
Employed - Not Related	145	16	11	55	36	5	22	
Continuing Education	281	28	184	16	34	16	3	
<b>Total w/Postive Placement</b>	<b>1,341</b>	<b>190</b>	<b>366</b>	<b>270</b>	<b>339</b>	<b>51</b>	<b>125</b>	
<b>Positive Placement Rate</b>	<b>92%</b>	<b>98%</b>	<b>88%</b>	<b>92%</b>	<b>94%</b>	<b>91%</b>	<b>91%</b>	

\* Definitions of Degrees/Certificates

- Basic Technical Certificate ≥ 8 semester credits
- Intermediate Technical Certificate ≥ 30 semester credits
- Advanced Technical Certificate ≥ 52 semester credits
- Associate of Applied Science ≥ 60 semester credits

# 2019 in Review

# IDAHO

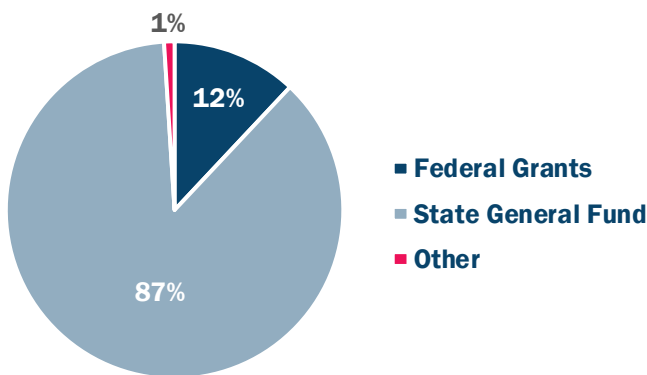
## ICTE Financial Information

## Career & Technical Education

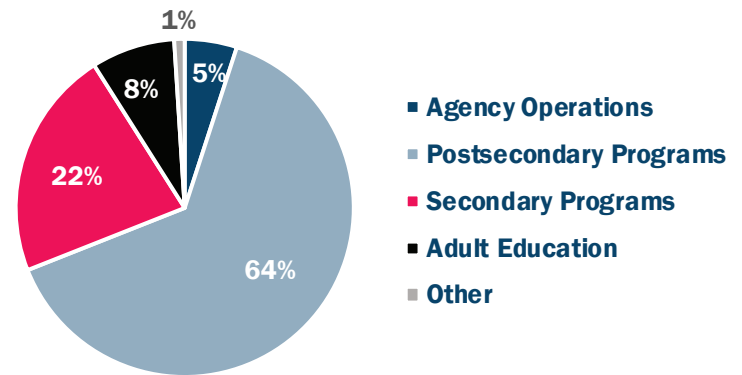


Idaho Division of Career Technical Education (ICTE) provides support in high schools and colleges in all six regions of Idaho as well as program support for adult education and related services. ICTE works closely with labor market and employer demands for skilled workers across the state.

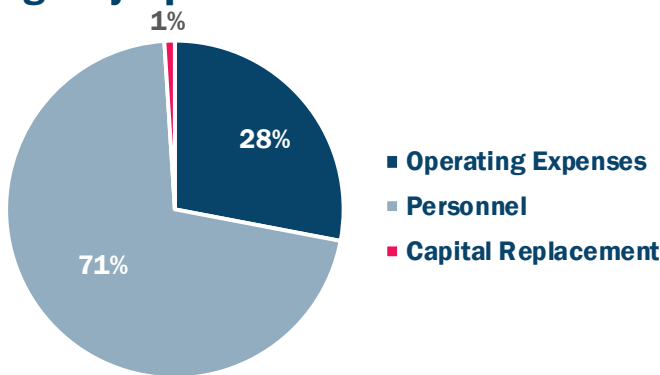
### Funding Sources



### Uses of Funds



### Agency Operation



### Agency Workforce

ICTE has 41 full-time employees that support technical education programs, develop educational pathways and requirements, teacher certifications, skills alignment with employer needs in Idaho, and administer adult education and related support for underserved populations.

- ICTE had two separations during the year or a 5.1% turnover rate.
- The team is comprised of 27 females (66%) and 14 males (34%).

### Additional Educational Program Support

Secondary Programs	Other Educational Programs	Related Services Programs
Added-Cost Operating Support \$12,700,800	Teacher Pipeline Development \$566,700	Adult Education \$3,657,500
Perkins Grant Programs \$3,275,300	Program Alignment \$260,000	Workforce Training Centers \$1,233,100
Program Quality Initiatives \$600,000	• Student Organizational Development • SkillStack® Microcertification in Idaho • REACH Professional Development • BASIC Training	Centers for New Directions \$170,000
Agriculture and Natural Resources \$325,000		• Fire Safety Training • Hazardous Materials Safety • Motorcycle Safety Training

Next year's total appropriations for FY 2020 is a 3% increase over FY 2019 which includes a 2% increase for agency operations, existing programs, and a new Workforce Readiness Incentive program within secondary education.