

# SkillStack® 101

2/22/2024

[skillstack.idaho.gov](http://skillstack.idaho.gov)



# SkillStack® Team



**Heather Luchte**

[heather.luchte@cte.idaho.gov](mailto:heather.luchte@cte.idaho.gov)

Chief Performance and  
Accountability Officer



**McKenna Stallones**

[mckenna.stallones@cte.idaho.gov](mailto:mckenna.stallones@cte.idaho.gov)

Technical Records Specialist II



**Rick Stoddart**

[rick.stoddart@cte.idaho.gov](mailto:rick.stoddart@cte.idaho.gov)

Microcredential Coordinator




# Presentation Overview

- **Intended audience:**
  - Secondary teachers who are teaching a CTE capstone course... and those interested or curious about SkillStack®.
- **Webinar info:**
  - Attendees automatically default to listen/view mode.
  - Presentation is being recorded and will be on the [SkillStack® YouTube channel](#).
  - If you have technical issues, please share in chat.
  - For questions:
    - Use the Q&A option to submit your questions.
    - Or raise your hand and we will give audio/video access.
  - We will answer questions at the end of the presentation.

## Presentation Resources

<https://padlet.com/SkillStack/101>





# Objectives

1. Overview
2. Background and policy
3. What's the difference?  
Microcredential, Digital Badge, Stacked Badge
4. Getting started
5. Awarding skills – issuing badges
6. Introducing SkillStack® to learners
7. Tracking progress and sharing badges
8. Demonstration of SkillStack®
9. Submitted questions
10. What comes next?
11. Open Q& A

## Presentation Resources

<https://padlet.com/SkillStack/101>





## EDUCATORS

### Assess & Validate



Idaho's secondary (high school) and postsecondary (higher education) educators validate skills in SkillStack®

#### Required Skills:

- Formulate a strategy for developing a climate of mutual trust
- Identify and meet employee motivational needs
- Participate in and identify the four stages of team development
- Write and communicate performance expectations
- Lead supportive and corrective coaching sessions

### Demonstrate & Earn



#### Leading Others

Issued 1/25/2020

#### Required Skills:

- Formulate a strategy for developing a climate of mutual trust
- Identify and meet employee motivational needs
- Participate in and identify the four stages of team development
- Write and communicate performance expectations
- Lead supportive and corrective coaching sessions

## LEARNERS

### Build Your Portfolio



### Export, Download, & Share

- Badgr Backpack
- Facebook
- Twitter
- LinkedIn
- Email
- Webpage
- Future Employers
- Colleagues
- Potential Clients

And more!

# What is SkillStack®?

# ISBE Policy

## Microcredentials Definition

### Blueprint Reading for Welders



Demonstrate ability to read and interpret blueprints



TCC - Blueprint Reading for Welders



TCC - Blueprint Reading for Welders  
Required Skills



Earn "Blueprint Reading for Welders" Badge



Earn "Technical Skills Assessment (TSA) - Welding" Badge

- Successfully complete postsecondary assessment

### Idaho State Board of Education Policy III. E. 1. a.

#### • MICROCREDENTIALS:

- Credentials awarded for mastery of defined skills or concepts, including career technical and academic skills.
- Microcredentials reflect skills, knowledge, and abilities gained in increments and measured by identified outcomes that are equal to or less than a single course of study but may also build upon or complement each other, resulting in a **stacked microcredential**.
- Microcredentials are most often distributed as digital badges.
- All microcredentials shall be tracked as digital badges through a platform approved and maintained by IDCTE.

# What's the difference?

## Microcredential (Microcertification)

Non-credit bearing credentials awarded for mastery of defined skills or concepts, including career technical, academic, and/or industry-relevant skills. Shorter than traditional degrees/certificates. Measures skills not "seat time".

## Digital Badge

A visual representation of a microcredential or stacked microcredential.

Digital badges are artifacts, much like a diploma, of the skill mastered.



## Stacked Microcredential

A set of organized microcredentials after learners meet specific outcomes.

Completing stacked microcredentials may result in credit through institutions prior learning assessment policies.



# Why SkillStack® Background and policy

## SkillStack® Background

- Funded by a grant awarded by the U.S. Department of Labor's Employment and Training Administration.
- Platform specifically developed for Idaho needs.
- Statewide approach for consistency.
- Ongoing yearly allocation for system enhancements.
- Platform is Open Badge 2.0 certified
  - 1 of 43 certified worldwide



# Benefits of digital badges



Since 2020, SkillStack® meets global certification standards for Open Badges 2.0.

## What is an Open Badge?

“Open Badges is the world's leading format for digital badges. Open Badges is not a specific platform, but a type of digital badge that is verifiable, portable, and packed with information about skills and achievements.”

### VERIFIABLE

Prospective employers or academic institutions can identify who issued the badge, when and where it was earned, and what criteria were used to earn it.

### STACKABLE

A set of organized microcredentials can be stacked to symbolize progressive levels of proficiency, complexity, and achievement.




### PORTABLE

Individuals can access their badges indefinitely and share them via social media or embedded in a resume, for prospective or current employers or academic institutions.

# Metadata embedded in SkillStack® Badges

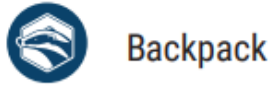
## Open Badges are:

- Data rich
- Verifiable
- Portable
- Stackable
- Sharable



<b>Alignment</b>	Framework a badge has been assessed against
<b>Badge Criteria</b>	Skills completed to earn the badge
<b>Badge Description</b>	Description of the badge
<b>Badge Name</b>	Name of the badge
<b>Evidence URL</b>	Badge earner's unique evidence (optional)
<b>Expiration Date</b>	Whether the badge has expired
<b>Issue Date</b>	When the badge was issued (or revoked)
<b>Issuer</b>	Details about the organization issuing the badge
<b>Recipient</b>	A verifiable reference to the recipient
<b>Tags</b>	Searchable tags

# Sharing SkillStack® Badges



Backpack



Facebook



Twitter



LinkedIn



Email



Webpage



Employers



Colleagues

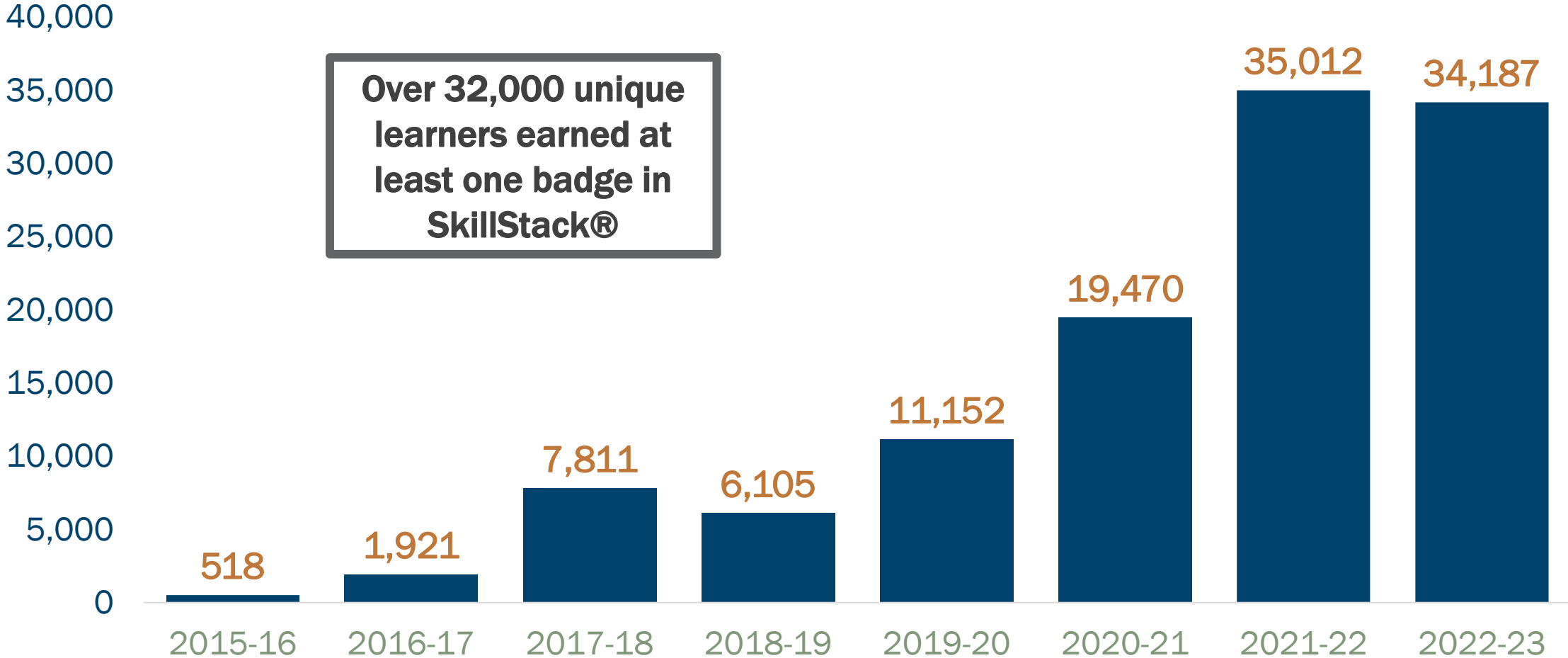


Clients

- Download or export a SkillStack® badge(s)
- Add badge(s) to resume
- Share badge(s) in many ways:
  - Social media
  - Link
  - HTML
  - Certificate



# SkillStack® badges issued (n=116,386)



Over 32,000 unique learners earned at least one badge in SkillStack®

# Idaho educators are using SkillStack® to:

- Measure, assess, validate, and track student growth
- Encourage students to become lifelong learners
- Improve program delivery and quality
- Enhance industry certifications

## Examples of a current SkillStack® uses:

### Idaho State University

- Law Enf. stacked badges --> Basic Tech Cert. 8-12 credits

### Idaho Department of Correction

- Re-entry skills - Skill Stack - IDOC

### Idaho Department of Juvenile Corrections

- Youth career exploration

### Postsecondary Institutions

- Badges that stack to certificate/degree pathways

### IDCTE First Steps

- CTE Teacher prep stacked badges being awarded credit

### Secondary (High School) CTE Pathways

- Credit articulation and assessment validation

### Workforce Training Centers

- Wage progression and local industry needs

### Boise State University

- Employee professional development

# Getting started with SkillStack®

## Who?

- Secondary capstone teachers in aligned, IDCTE approved programs
  - Future = all pathway instructors
- Other educational entities (ex. IDOC, Postsecondary, Workforce Training)
  - Request to create badges or gain access to existing badges

## Then what?

- Receive login information
- Student roster uploaded
  - Secondary uses ISEE, trimesters upload their final trimester
  - Others upload their own roster
- Validate roster
- Award skills when learners demonstrate them



# Awarding skills and issuing badges

- Approvers (educators) only have access to specific badges
- Award skills at a granular level
  - Once all skills are awarded, badge is issued.
- Ways to validate student skills
  - Assessments, hands-on, presentations, essay, etc.
  - Meeting learners where they are.

## Approving Skills

- Go to <https://skillstack.idaho.gov>
- Click Log In (top right of navigation bar)
- Enter your username
- Choose Approver Menu
- Click Badges (these are the badges you have rights to approve)
- Click a colored cluster (National Career Clusters)
- Select pathway
- Click a badge to navigate to its' Skill Approval page
- Check skills individually by student or for the entire class period (if applicable) using the checkbox in the bright blue just below the skill descriptor.



# Introducing SkillStack® to learners

- Importance
  - Learner profile
  - Employer recognition
  - Prior learning credit
- Lesson plan
  - Benefits to learners
  - Career planning
- Learners can track progress in a unique portfolio and share badges. They can also attach evidence in their badges.
- Emphasize adding Learner email so employers can contact.
  - Non-school email is encouraged.

## ┌ Learning Objectives ─

Introduce digital badges to students as a tool to help them reach their college and career goals.

Understand how earning SkillStack® badges in their CTE pathway will provide opportunities to articulate college credit and/or be relevant to employers when they apply for jobs.

# Demonstration: [skillstack.idaho.gov](https://skillstack.idaho.gov)



## POV: Teacher/Approver/Educator

- Approver menu
  - Badges to approve
    - Approving Skills
  - Roster
    - Validate roster
    - Adding student to roster
    - Uploading roster
    - Logins / adding emails
  - Recent Approvals
    - Removing skills

## POV: Student / Earner

- My Badges menu
  - Badges completed
  - Portfolio link
  - Skills gained/needed
  - Certificate
  - Attaching evidence

## POV: Employer/Recruit

- Register
- Recruit menu
  - Region
  - Keyword search
  - Select badges
  - Timeframe
  - Compose email

# Question:

## ***Why don't I have a SkillStack® account?***


- Possible reasons:
  - CTE program not approved
  - ISEE data incorrect or not available yet (mid-March next upload)
  - Not a capstone teacher
  - No active badges
- Similar question: *Why do I not see students in my SkillStack® roster?*
  - CTE program not approved
  - ISEE data incorrect or not available yet (mid-March next upload)
  - Not a capstone teacher

# Question:

## How are Employers/Industry using SkillStack®?


- 35+ employers currently in SkillStack®
- Why no promotion to Industry earlier?
  - No student emails added so employers would find candidates but get no responses to recruitment emails.
  - Teachers not actively awarding badges.
  - Some high school programs weren't added yet (started with 9 up to 50+) = small candidate pool
- Chicken or egg.
  - Build candidate pool or build employer list... now 32K unique earners in SkillStack®.

#ISTE2016 #badgepathways



EMPLOYERS WILL CARE ABOUT BADGES WHEN THEY SEE THEM

VS



APPLICANTS WILL CARE WHEN EMPLOYERS START ASKING...

THOUGHT: NOAH GEISEL

@BryanMMathers

# What comes next?

- April webinar/office hours for hands-on technical support (date TBD)
- Industry partnerships and promotional items
  - With more learners in SkillStack®, we can now involve industry and help employers connect with skilled individuals ready to enter workforce or continue their education.
  - Skills-based hiring
- Continual enhancements for stakeholders (industry, educators, students)
- Board policy work and redefining a microcredential for expanded use
- Building out digital badging ecosystem and identifying partnerships
- Updates to user guides, website, platform
- Continued perseverance
- Idaho Microcredential Advisory Council forming – watch for email next month

# Question:

## ***How do I develop a new badge in SkillStack®?***

1. Be a secondary, postsecondary, educational agency, or industry partner
2. Schedule a consultation (see next slide)
  - For fit and industry alignment
3. Identify skills and standards
4. Identify assessments you will use to determine skills are being met.
5. Suggest badge images
6. Submit badge application
  - [appengine.egov.com/apps/id/cte/skillstack](http://appengine.egov.com/apps/id/cte/skillstack)





# SkillStack® Team



**Heather Luchte**

[heather.luchte@cte.idaho.gov](mailto:heather.luchte@cte.idaho.gov)

Chief Performance and  
Accountability Officer



**McKenna Stallones**

[mckenna.stallones@cte.idaho.gov](mailto:mckenna.stallones@cte.idaho.gov)

Technical Records Specialist II



**Rick Stoddart**

[rick.stoddart@cte.idaho.gov](mailto:rick.stoddart@cte.idaho.gov)

Microcredential Coordinator



# Questions?



## Presentation Resources

<https://padlet.com/SkillStack/101>

