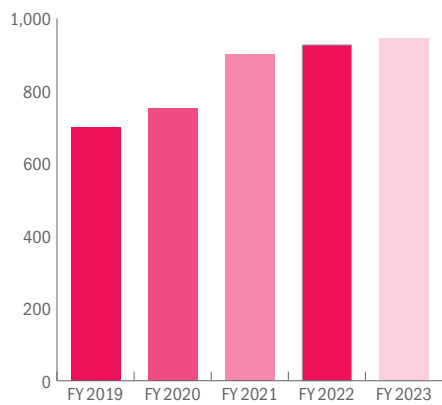


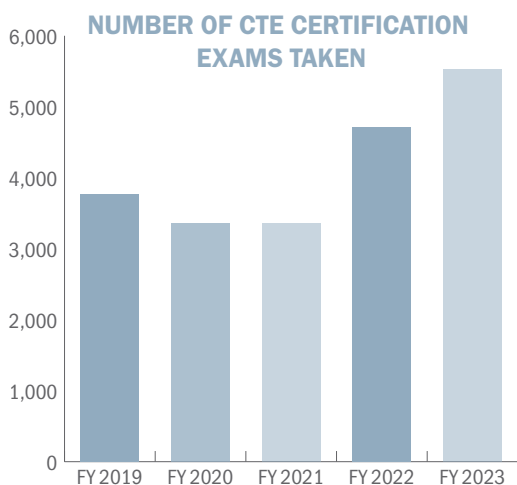
2022 | 2023 Year in Review

secondary

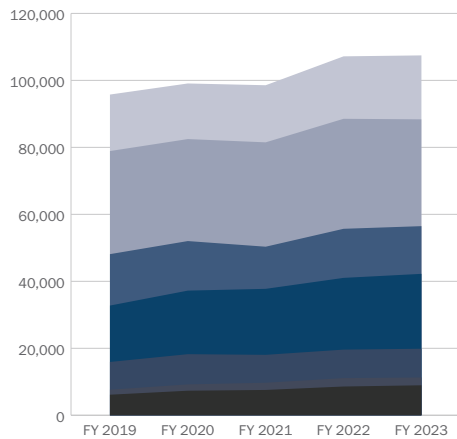
35% ↑
**TOTAL PROGRAMS
OVER FIVE YEARS**



27%
**CLUSTER
PROGRAMS**



NEARLY 72K
STUDENTS ENROLLED IN CTE PROGRAMS

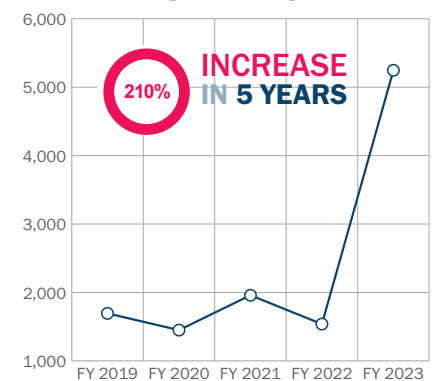


145
LOCAL EDUCATION
AGENCIES (LEAs)
RURAL

71% OF ALL HIGH SCHOOL
STUDENTS
TAKE CTE COURSES

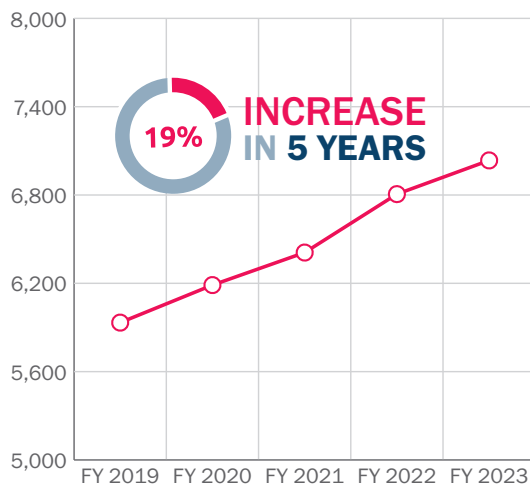
14%
**GROWTH IN
SECONDARY
CTE STUDENTS
OVER 5 YEARS
COMPARED TO
GROWTH
STATEWIDE**

**STUDENTS ENROLLED IN
DIGITAL CTE COURSES**
(Idaho Digital Learning Alliance)



CTE CONCENTRATORS

A **CTE CONCENTRATOR**
IS A JUNIOR OR SENIOR
IN A **CAPSTONE CLASS**



**ASSESSMENT
PASS RATES**



2,394 CTE DIPLOMAS
AWARDED
AS REPORTED BY LEAs

42%
INCREASE
IN ONE YEAR

71%

**WORKPLACE
READINESS ASSESSMENT**

72%

**TECHNICAL
SKILLS ASSESSMENT**

48% OF HIGH SCHOOL
CTE CONCENTRATORS
WENT ON TO COLLEGE

COMPARED TO
OF ALL IDAHO
GRADUATES

42%



94% OF
CTE
CONCENTRATORS
GRADUATED FROM
HIGH SCHOOL

80% OF
ALL
HIGH SCHOOL
GRADUATES

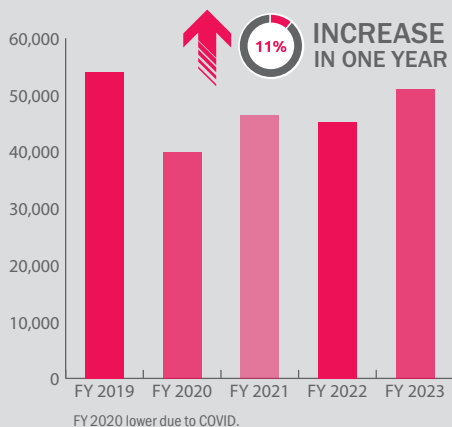
One year data lag due to appeals.

95%
OF
CTE CONCENTRATORS

**FOUND A JOB,
MOVED INTO
POSTSECONDARY EDUCATION,
OR WENT INTO
THE MILITARY**

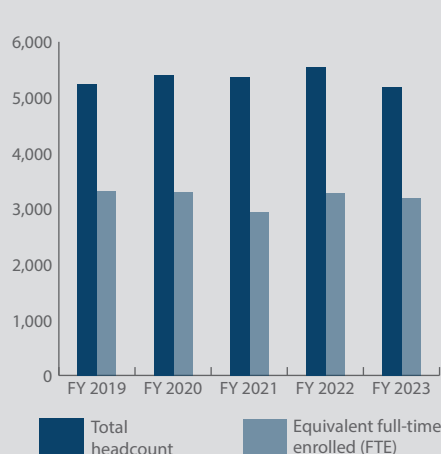
technical college system

WORKFORCE TRAINING CENTERS (WTC)



A FIVE-YEAR AVERAGE
OF
OVER **47,000**
WTC ENROLLMENTS

CERTIFICATE/DEGREE PROGRAMS



>5,100

STUDENTS ENROLLED
AND NEARLY 3,200 FTE

215 ACTIVE
PROGRAMS

95,675
YEAR-END CREDITS

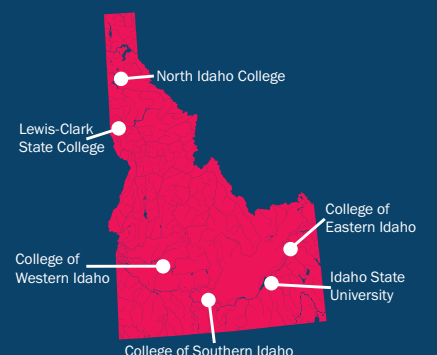


1,708
STUDENTS
AWARDED CERTIFICATES
AND DEGREES

2%
INCREASE
IN FIVE YEARS


4 TECHNICAL
COLLEGES
at COMMUNITY COLLEGES

2 TECHNICAL
COLLEGES
at FOUR-YEAR COLLEGES



93% OF TECHNICAL
COLLEGE COMPLETERS
**FOUND JOBS,
CONTINUED
THEIR EDUCATION,
OR WENT INTO
THE MILITARY**

71%
**OBTAINED EMPLOYMENT
RELATED TO THEIR CTE TRAINING**



650 W. State St., Suite 324
Boise, Idaho 83702
208-429-5500
cte.idaho.gov